


## Perforate Custom Logos, Codes and Symbols

### Features

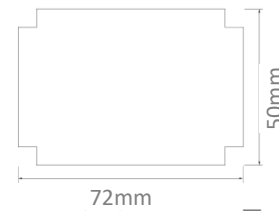
- Fast
- Convenient
- Easy to operate ,
- Rugged construction
- Security & reliability.

Model 208-605/10-605/112-605



The maximum dimensions allowable for perforation of logos, codes, symbols, etc. are shown above.

Model 208-705/10-705/112-705

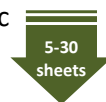


Remark :The 4-corners  $\square 6 \times 6$ mm are not included.

Heavy-duty electric  
Model 112-705  
Model 112-605



Universal electric  
Model 10-705  
Model 10-605



Manual type  
Model 208-705  
Model 208-605



Model 112-705



Model 10-605


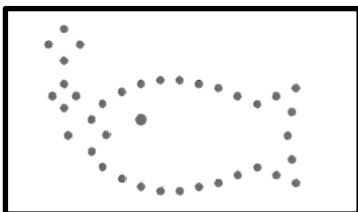


Model 208-705

### Recommended Applications

Custom logos, codes and Symbols  
Protecting important documents from forgeries & alterations

### Actual size perforation sample



Die-Block 605/705

Model	Heavy-duty electric versions 112-605 & 112-705	Universal electric versions 10-605 & 10-705	Manual type 208-605 & 208-705
Dimensions (mm)	277 (W) x 436 (D) x 308 (H)	240(W) x 340(D) x 265(H)	214(W) x 295(D) x 229(H)(485 incl. handle)
Weight	37.7/38.7kg	20.5/21.5kg	9.9/10.9kg
Perforating Ability	5-35 sheets of 64gs/m <sup>2</sup> paper (Depends on diameter and number of needles used)	5-30 sheets of 64gs/m <sup>2</sup> paper (Depends on diameter and number of needles used)	5-25 sheets of 64gs/m <sup>2</sup> paper (Depends on diameter and number of needles used)
Power Requirements	100V, 110V, 120V, 220V, 230V, 240V 50/60Hz Other voltage available on request		—
Use mode	"CONTINUOUS USE" mode or "SINGLE USE" by key switch	"SINGLE USE" mode only Duty Cycle 30 minutes	—
Die- block	605-112/705-112	605-10/705-10	605-208/705-208